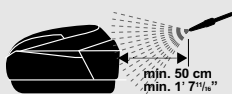



TOP CASE SH39

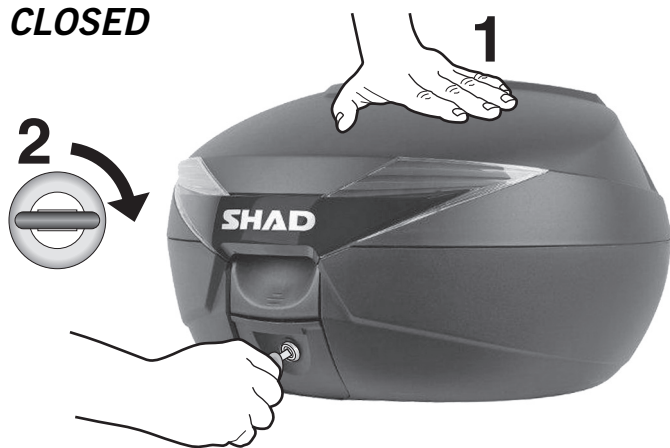
OWNER'S MANUAL



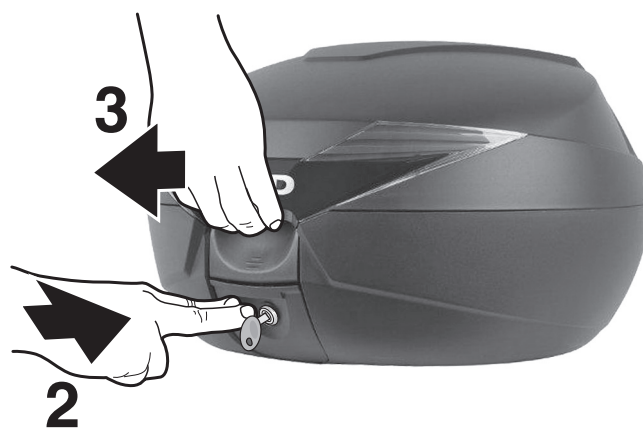
OPEN



CLOSED



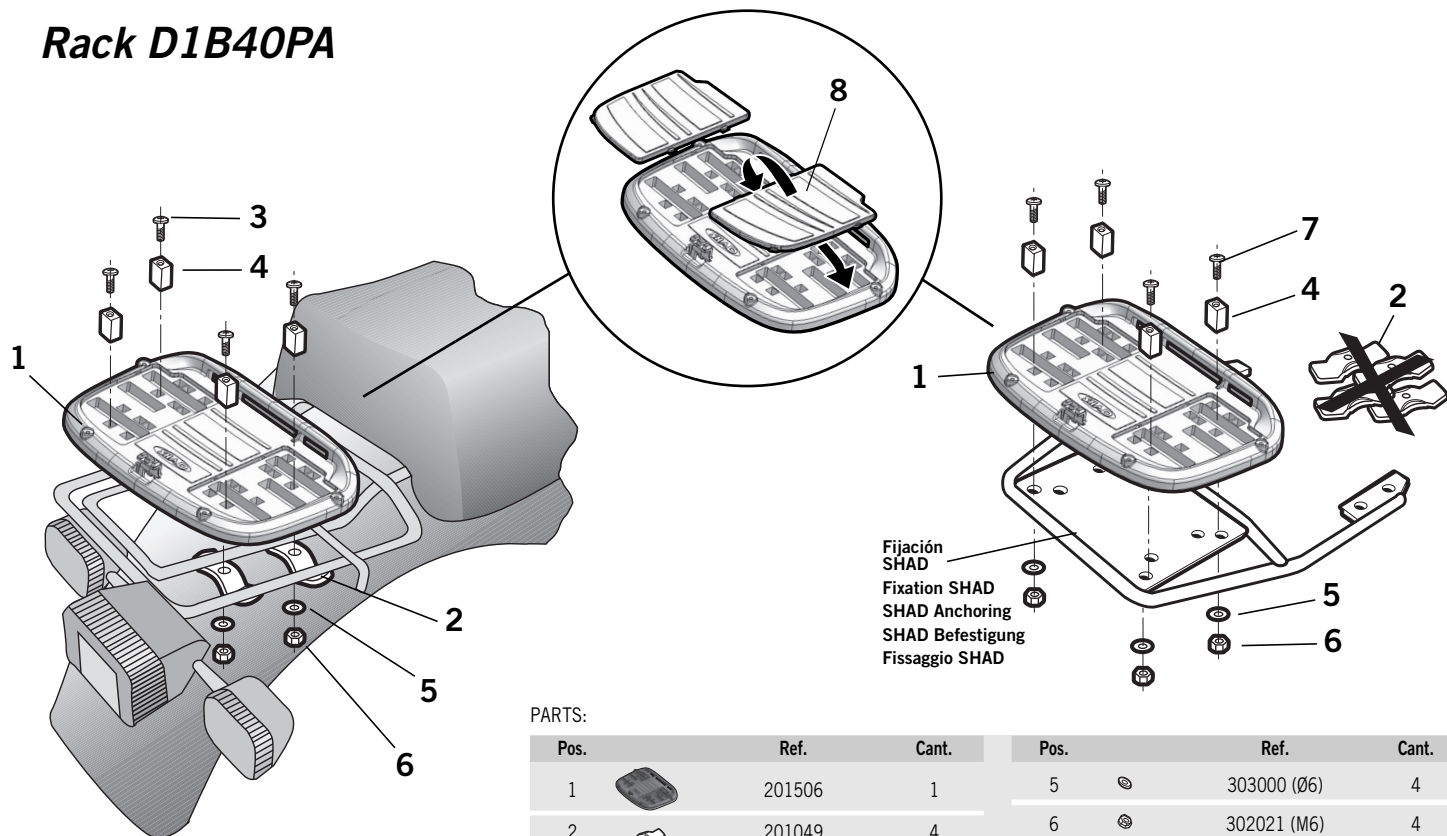
RELEASE



SHAD

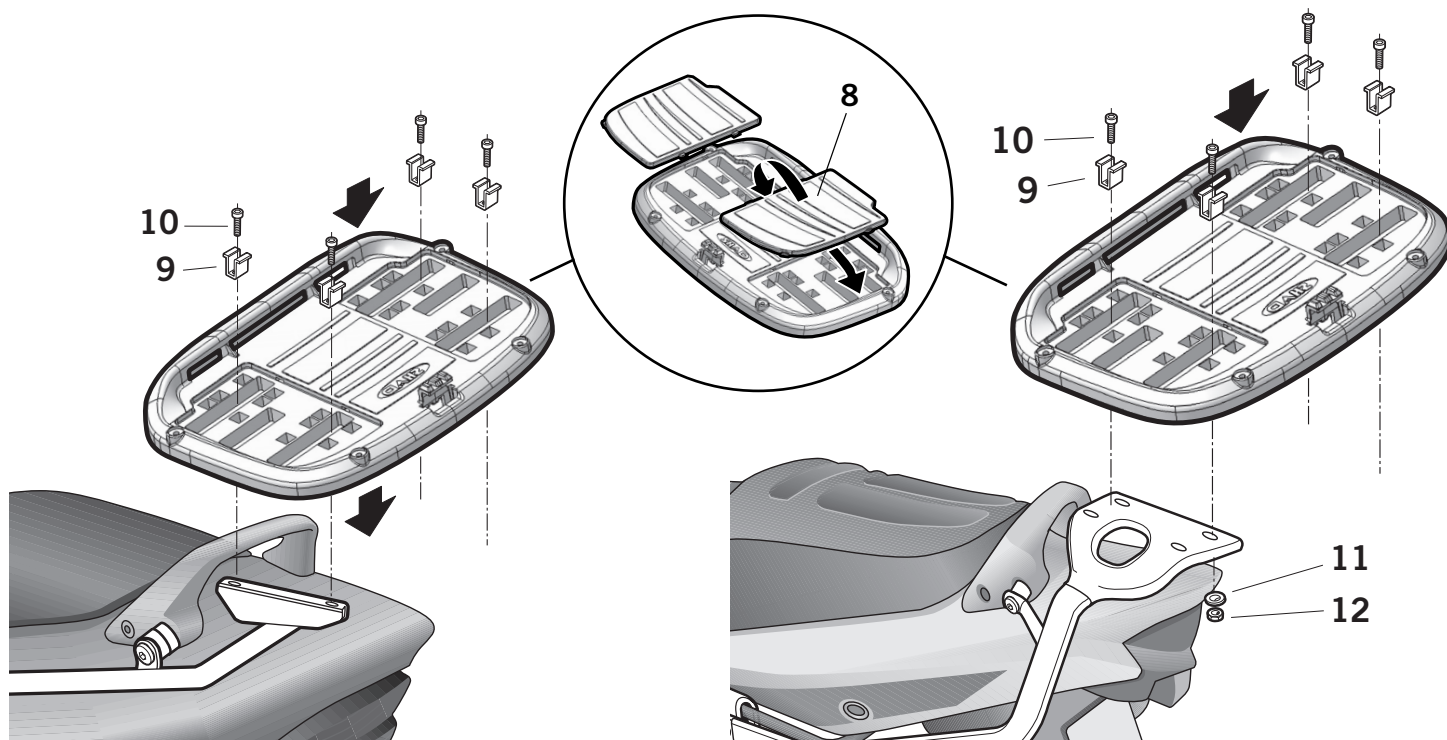
TOP CASE SH39

Rack D1B40PA



PARTS:

Pos.	Ref.	Cant.	Pos.	Ref.	Cant.
1	201506	1	5	303000 (Ø6)	4
2	201049	4	6	302021 (M6)	4
3	304144 (M6x40 DIN 965)	4	7	304058 (M6x30 DIN965)	4
4	200713/2	4	8	201507/201508	1



PARTS:

Pos.	Ref.	Cant.
9	201504 *	4
10	304074 (M8x20 912) **	4
11	303020 (Ø8) **	4
12	302024 (M8) **	4

(GB) Note: Consult accessories with your distributor.
(*) It can only be used on the Top or Full master.
(**) Included in the specific support.

(E) Nota: Consulte accesorios con su distribuidor.
(*) Solo se utilizará sobre el Top y Full Master.
(**) Incluidos en el soporte específico.

(F) Remarque: Consultez les accessoires avec votre distributeur.
(*) Seulement on pourrait l'utiliser sur le top et le full master.
(**) Inclus dans le support spécifique.

(D) Anmerkung: Auslieferer zu dem Zubehör befragen.
(*) Wird nur im Top und Full Master verwendet.
(**) Im spezifischen Halter enthalten.

(I) Nota: Consulti gli accessori con il suo rivenditore.
(*) Solo si utilizzerà sul Top e Full Master.
(**) Inclusi nel supporto specifico.